

Developing with Web AppBuilder for ArcGIS (Developer Edition)

Presented by: Nathan Enge
@nza_enge nenge@esri.ca



This will download narrated videos of this session!

<https://db.tt/vmGa1oUn>

VANCOUVER
2015

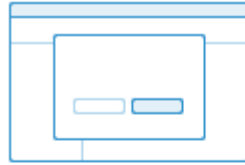
Esri Canada
User Conferences

New Widget: ArcNap

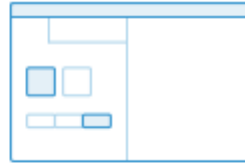




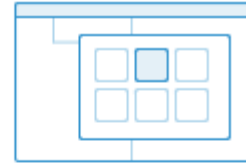
How It Works...basically



1 Create new app



2 Pick style



3 Select map



4 Add widgets



5 Configure attributes



6 Preview and publish



AWAB Follow Best Practices

TO BE AGILE

ArcGIS Platform



1st Configure



2nd Customize

Empower
People



3rd Create

Getting Started

- Watch this video:
 - <http://video.esri.com/watch/4706/introduction-to-the-arcgis-webapp-builder-javascript-apps-made-easy>
- Must have one of these accounts:
 - ArcGIS Online organization, Portal for ArcGIS, or ArcGIS for Developers
- Download Web AppBuilder Dev Edition
 - <http://developers.arcgis.com/web-appbuilder/>
- Text Editor – I use Notepad++:
 - <https://notepad-plus-plus.org/>
- Chrome Dev Tools (F12 in Chrome)
- Web server for deployment



2 Tiers of Customization

- **Enabling custom functionality – Configurator**

- Add custom widgets to your apps
- Non-developer



- **Extending custom functionality – Developer**

- Create new widgets from scratch
- Programmer





DEMO TIME

© 2015 Esri Canada Limited. All rights reserved.
Trademarks provided under license from Environmental
Systems Research Institute, Inc. Other product and
company names mentioned herein may be trademarks
or registered trademarks of their respective owners.
Errors and omissions excepted.

